

MULTIPLICATION

ROBERT PIGGOTT C.E.
SCHOOLS

Grace, Courage and Friendship





ROBERT PIGGOTT C.E. SCHOOLS

THURSDAY 30TH JANUARY 2025

Aims of this afternoon

- How to support your child to learn their multiplication facts



WHY THE FOCUS ON MULTIPLICATION FACTS?

- They help your child in multiplication and division lessons
- Government Multiplication check in Year 4



PROGRESSION IN ACQUIRING FACTS

We start counting in 1s from Early Years- this is the beginning of time tables!

Year 1- 2,5,10s (counting in these numbers)

Year 2- 2,5,10 & 3 (counting in these numbers)

Year 3- 2,5,10,3 ,4 & 8

Year 4 – 6,7,9,11,12



ROTE COUNTING

- Skip counting
- Rolling numbers
- Ordering numbers
- Ashley Downs multiplication booklet
- Weekly tests- 2,5, mixed bronze, 3,6 mixed silver and 4,8 mixed gold certificates, 7,9 mixed platinum, 11,12 mixed diamond, all mixed elite.



LET'S LEARN THE 17 TIMES TABLE



Times Tables in 10 minutes

FUNKEY MATHS





© 2014 Mattel. All rights reserved.



© 2014 Mattel. All rights reserved.



© 2014 Mattel. All rights reserved.



© 2014 Mattel. All rights reserved.



© 2014 Mattel. All rights reserved.



© 2014 Mattel. All rights reserved.



© 2014 Mattel. All rights reserved.



© 2014 Mattel. All rights reserved.



© 2014 Mattel. All rights reserved.



© 2014 Mattel. All rights reserved.



© 2014 Mattel. All rights reserved.



© 2014 Mattel. All rights reserved.



© FunKey Maths Ltd 2017 All Rights Reserved



© FunKey Maths Ltd 2017 All Rights Reserved



© FunKey Maths Ltd 2017 All Rights Reserved



© FunKey Maths Ltd 2017 All Rights Reserved



© FunKey Maths Ltd 2017 All Rights Reserved



© FunKey Maths Ltd 2017 All Rights Reserved



© FunKey Maths Ltd 2017 All Rights Reserved



© FunKey Maths Ltd 2017 All Rights Reserved



© FunKey Maths Ltd 2017 All Rights Reserved




© FunKey Maths Ltd 2017 All Rights Reserved




© FunKey Maths Ltd 2017 All Rights Reserved















FUNKEY
MATHS
TABLES

©FunKey Maths Ltd 2017
ALL RIGHTS RESERVED

FUNKEY
MATHS
TABLES

©FunKey Maths Ltd 2017
ALL RIGHTS RESERVED

5
35
7

©FunKey Maths Ltd 2017 All Rights Reserved

6
42
7

©FunKey Maths Ltd 2017 All Rights Reserved

FUNKEY
MATHS
TABLES

©FunKey Maths Ltd 2017
ALL RIGHTS RESERVED

7
56
8

©FunKey Maths Ltd 2017 All Rights Reserved

FUNKEY
MATHS
TABLES

©FunKey Maths Ltd 2017
ALL RIGHTS RESERVED

FUNKEY
MATHS
TABLES

©FunKey Maths Ltd 2017
ALL RIGHTS RESERVED

7
77
11

©FunKey Maths Ltd 2017 All Rights Reserved

FUNKEY
MATHS
TABLES

©FunKey Maths Ltd 2017
ALL RIGHTS RESERVED







© Funky Maths Ltd 2017 All Rights Reserved



TABLES

©Funky Maths Ltd 2017
ALL RIGHTS RESERVED

TABLES

©Funky Maths Ltd 2017
ALL RIGHTS RESERVED

TABLES

©Funky Maths Ltd 2017
ALL RIGHTS RESERVED

TABLES

©Funky Maths Ltd 2017
ALL RIGHTS RESERVED

TABLES

©Funky Maths Ltd 2017
ALL RIGHTS RESERVED

TABLES

©Funky Maths Ltd 2017
ALL RIGHTS RESERVED

TABLES

©Funky Maths Ltd 2017
ALL RIGHTS RESERVED

TABLES

©Funky Maths Ltd 2017
ALL RIGHTS RESERVED

TABLES

©Funky Maths Ltd 2017
ALL RIGHTS RESERVED

TABLES

©Funky Maths Ltd 2017
ALL RIGHTS RESERVED

TABLES

©Funky Maths Ltd 2017
ALL RIGHTS RESERVED


TABLES

©Funky Maths Ltd 2017
ALL RIGHTS RESERVED

Label the numbers odd, even etc
What do you notice?



Spot the doubles



MAKE A NUMBERLINE WITH THE CARDS

- Ask your child to take it in turns to take a card and create a number line in front of them.
- Remind them about the highest and lowest multiples and where 5x and 10x might go.
- Your child places their cards into the number line, adjusting the position of the other cards as they go.
- When all the cards have been laid out, check the sequence by step counting up or down.
- Repeat this activity again and again, until they can do it in about a minute.

PLAY STEAL

- Your child closes their eyes.
- You steal one of the twelve multiples and lays the rest out in random order.
- Your child now opens their eyes, and their job is to re-order the cards to work out the missing multiple.
- Once they have correctly identified the missing multiple, the card is returned, and count up to check that order has been restored!



TTRS

- Use TTRS 10 minutes a day, min. 15 min a week
- Jamming – choose your own times tables
- Gig – 5 mins to answer 100 times tables questions
- Garage – creates a heatmap so children/we can see which times tables they struggle with
- Studio – develops speed
- Soundcheck – like MTC test
- 6 seconds is the time used on MTC
- Paper games- scatter

FINALLY

- Little and often
- It isn't just rote learning, looking at the numbers in order helps
- Learn relationships between numbers
- Kenny's pouch

THANK YOU

NUMBER MULTIPLES CLIP ART

